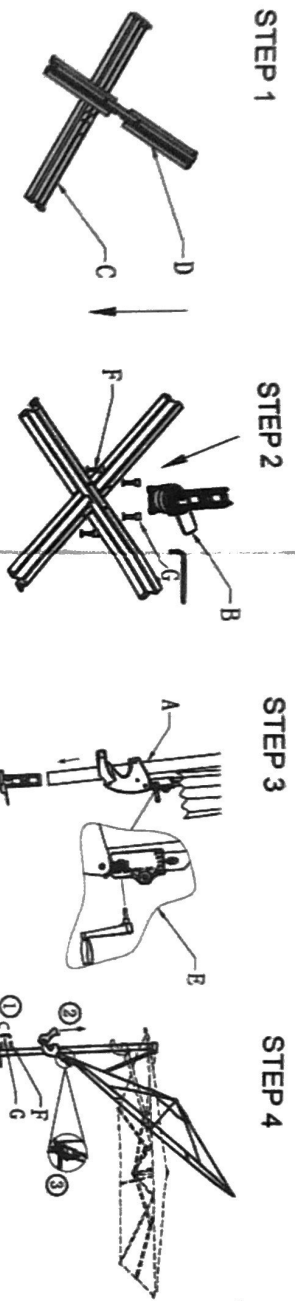


BEFORE ASSEMBLY PLACE PRODUCT ON A CLEAN, SOFT SURFACE.
 BITTE PRODUKT AUF EINEM WEICHEN, SAUBEREN UNTERGRUND LEGEN ZUM MONTIEREN.
 PLAAKT'S HET PRODUCT OP EEN ZACHTE, SCHONE ONDERGROND T.B.V. MONTAGE.
 POUR ASSEMBLER, POSEZ LE PRODUIT SUR UNE SURFACE DOUCE ET PROPRE.
 PARA MONTAR, PONE EL PRODUCTO A UNA SUPERFICIE SUAVE Y LIMPIA.



SHADOWFLEX FREE ARM PARASOL 3 X 3 M



STEP 1

STEP 2


STEP 3

STEP 4



B

X 1



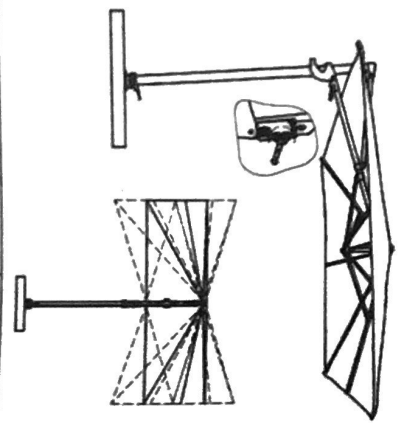
C

X 1

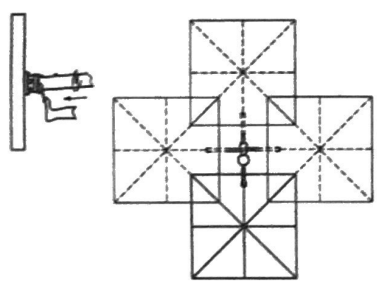


D

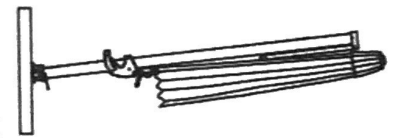
X 1



STEP 5



STEP 6



STEP 7



E

X 1



F

X 6



G

X 1